

NRG French Door

|| COUNTY ||
WINDOWS
WINCHESTER LTD

www.county-windows.com

70mm PVCu French Door



Platinum[®]
NRG

STANDARD



Chamfered bead

OPTIONAL



Sculptured bead

www.platinumnrg.co.uk

NRG French DOOR

Platinum[®]
NRG

HARDWARE OPTIONS



Two styles – modern (above) or classic scrolled (right)

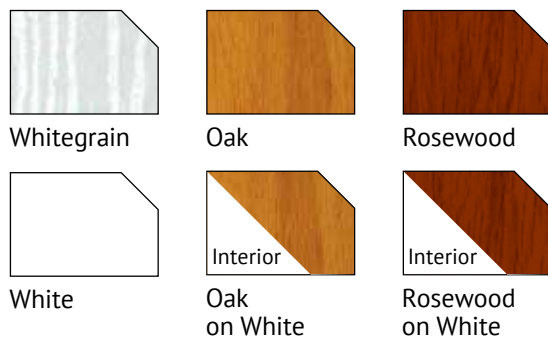
All our French Doors incorporate balanced (a matching pair of) handles as standard for a symmetrical appearance.

SCROLLED HANDLE




STANDARD FINISHES

Platinum NRG[®] CHAMFERED



Platinum NRG[®] SCULPTURED



OPTIONAL FINISHES

A wide range of woodgrain and coloured-foil options are available for either or both internal and external faces or even differing frames and sashes.



NRG French DOOR

HINGES



HAVEN



SFS

Designed for ease-of-use and a draft-free fit. Stainless steel stabilising pins for enhanced security. Available in a choice of colours to match your door. Made from high quality, rust free, stainless steel for longer life performance.

LOCKS



2-hook, 2-roller system. Bi directional hooks with anti-jemmy feature. Brass forged to provide superior performance & weather sealing.



3* STAR
Upgraded ATK Cylinder
is **OPTIONAL**



1* STAR
Security Cylinder
is **STANDARD**

Our **1* STAR** cylinder resists bumping, drilling, picking and screw attacks. Keyed-alike only in pairs.

Our **3* STAR** cylinder resists all of the above with the addition of anti-snap protection. Multiple keyed-alike.

The logo for Platinum NRG, featuring a green leaf icon above the word 'Platinum' in a white serif font, and 'NRG' in a bold, green, sans-serif font below it.

NRG French DOOR

THIS EXAMPLE SHOWS THE **CHAMFERED FRAME** IN AN **INWARD-OPENING CONFIGURATION**

100% LEAD FREE PVCu
Completely free of poisonous lead stabilisers.

GLOSS FINISH
Polished finish reduces cleaning and maintenance and retains a cleaner look for longer helping resist airborne pollutants and moulds.

DOUBLE-GLAZED UNIT available for entire door or by using additional transoms and mullions just for parts of the door.


OPTIONAL MID-RAIL or **INTERNAL TRANSOM**

SOLID REINFORCED PANELS available for entire door or by using additional transoms and mullions just for parts of the door.

Weather bar


LOW PVCu threshold

Stub cill




77mm
STANDARD
or
57mm
SLIM PVCu

FRAME ONLY - LOW THRESHOLD




87mm
incl. cill

FRAME AND CILL




30mm

ALUMINIUM LOW THRESHOLD



15mm

ALUMINIUM PART M COMPLIANT



33mm

ALUMINIUM LOW THRESHOLD AND TRAY RAMP - ENHANCED PART M COMPLIANCE

